

## EXHIBITOR SERVICES MANUAL MAIN MENU

<b>GENERAL INFO.....</b>	<b>2</b>	Animals .....	21
Dates & Times .....	2	Booth Appearance .....	21
Exhibit Hall Location – Halls A-F, Level 2.....	2	Display of Product .....	21
Show Management Contacts .....	2	Floral .....	21
<b>VENDORS .....</b>	<b>3</b>	Demonstrations.....	22
SHOW PLANNER Deadline Dates.....	4	Exhibitor Conduct /Good Neighbor Policy.....	22
Insurance .....	5	Food & Beverage Sampling.....	22
<b>BOOTH REGULATIONS .....</b>	<b>6</b>	Hospitality & Networking Events.....	22
Construction/Design .....	6	Models / Temporary Staffing.....	23
Inline Booth Guidelines.....	7	Noise / Music.....	23
Island Booth Guidelines .....	8	Raffles, Drawings, and Contests .....	23
Peninsula Booth Guidelines .....	9	Security Information .....	23
Split Island Booth Guidelines .....	10	Vehicles on Display and Trailered Exhibits.....	24
Two Story Booth Guidelines .....	11	<b>REGISTRATION .....</b>	<b>24</b>
Ceiling and Canopy Requirements .....	12	Staff Badges.....	24
Hanging Signs Guidelines.....	13	Admission Policy.....	24
Hanging Signs & Airborne Objects .....	14	Children .....	24
Freight & Deliveries.....	15	Early Appointments.....	25
Warehouse Address.....	15	Guests .....	25
Marshaling Yard .....	16	<b>GETTING THERE .....</b>	<b>25</b>
Targeted Freight Move-In Guidelines .....	16	Hotels.....	25
Move-in/out Procedures .....	16	Parking .....	25
<b>INSTALL/DISMANTLE &amp; LABOR REGULATIONS .....</b>	<b>17</b>	Shuttles .....	25
Building Rules/Guidelines .....	18	Rideshare /Taxi / Local transportation.....	25
Safety .....	18	City Resources .....	25
Move-Out .....	20	Business Center .....	25
<b>UTILITIES.....</b>	<b>21</b>	<b>SPONSORSHIP OPPORTUNITIES .....</b>	<b>25</b>
Electrical & Internet Services.....	21	<b>ONSITE EXHIBIT SPACE RENEWALS .....</b>	<b>25</b>
<b>ONSITE BOOTH GUIDELINES .....</b>	<b>21</b>	<b>MEDIA .....</b>	<b>26</b>
Display.....	21	Photography/Video Recording .....	26

Welcome to the **CEDIA EXPO 2023 and COMMERICAL INTEGRATOR EXPO 2023 Exhibitor Services Manual!** The information in the pages below is designed to help guide exhibitors through the planning process of exhibiting at CEDIA EXPO 2023 and COMMERICAL INTEGRATOR EXPO 2023. Schedules and deadlines as well as links to additional information, online ordering sites, and downloadable printable order forms are included for your convenience.

The **Main Menu** is designed so clicking on a topic will automatically transport you to that section of the manual. Also, each page includes linked tabs at the top to help you navigate back to the Main Menu or another section of the manual.

We encourage you to thoroughly review this document, especially those areas that pertain to you and your booth. Please contact us with any questions that you may have.

## GENERAL INFO

### Dates & Times

#### Move-in

Friday, September 1, 2023	1:00PM – 7:00PM	Target Exhibitor Move-in
Saturday, September 2, 2023	8:00 AM – 7:00PM	Target Exhibitor Move-in
Sunday, September 3, 2023	8:00 AM – 7:00PM	Target Exhibitor Move-in
<b>*Monday, September 4, 2023</b>	8:00 AM – 7:00PM	Target Exhibitor Move-in
Tuesday, September 5, 2023	8:00 AM – 7:00PM	General Exhibitor Move-in
Wednesday, September 6, 2023	8:00 AM – 7:00PM	General Exhibitor Move-in

**\*September 4, 2023 is a recognized holiday and double-time rates will apply.** Contact Show Management should you have any special move-in requests.

#### Show Day

Thursday, September 7, 2023	9:00AM – 5:00 PM
Friday, September 8, 2023	9:00AM – 5:00 PM
Saturday, September 9, 2023	9:00AM – 3:00 PM

#### Move-out

Saturday, September 9, 2023	3:00 PM – 11:59 PM	Exhibitor Move-out
Sunday, September 10, 2023	6:00 AM – 11:59 PM	Exhibitor Move-out
Monday, September 11, 2023	6:00 AM – 6:00 PM	Exhibitor Move-out

### Exhibit Hall Location – Halls A-F, Exhibit Level

Colorado Convention Center/ Bellco Theatre/ASM

700 14<sup>th</sup> Street

Denver, Colorado 80202

Phone: 303-228-8000

<https://www.denverconvention.com/>

This is a non-smoking building.

### Show Management Contacts

[Click here](#) for a full list of Show Management.

## VENDORS

Click on vendors to get more information.



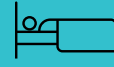
Freeman

[FREEMAN ONLINE CONTACT](#)



Colorado Convention Center

[ORDER ONLINE](#)  
[ORDER FORMS](#)  
303-228-8027



OnPeak Housing  
Online Reservations  
Phone 855-202-7214 or  
312-527-7300  
[BOOK YOUR HOTEL](#)



TLC National  
Floral & Plant Services

[ORDER FORM](#)



Eklund Photography

[ORDER ONLINE](#)  
303-249-2672



Centerplate Catering

[MENUS](#)  
303-228-8050



Reliable Security

Booth Security  
770-858-1730  
[ORDER FORM](#)



Marsh Exhibitor Insurance

[Insurance Program](#)  
[ORDER FORM](#)



Maritz Global Event

Lead Retrieval

[ORDER FORM](#)  
[ORDER ONLINE](#)



Smart City Internet

[ORDER FORM](#)  
[ORDER ONLINE](#)  
303-228-8056



SmartSource AV

[ORDER ONLINE](#)  
877-876-4111



Phoenix International  
International Shipping

[LINK TO WEBSITE](#)  
[INSTRUCTIONS](#)  
908-355-8900

### SHOW PLANNER DEADLINE DATES

Click on items to get more information and link to the website or form.

**Tiered Pricing begins  
June 29**

**Maritz Global Event  
Lead Retrieval**

[Order Lead Retrieval](#)

**Aug. 2 – Aug. 25**

**Freeman Advance  
Shipping  
Freeman Advance Hanging  
Sign Shipping**

[Advance Shipping Label](#)  
[Advance Shipping HANGING SIGN](#)

**Aug. 4**

**Freeman Online Discount  
Deadline**

[Freeman Online](#)

**September 1**

**Freeman Shipping  
Direct to Show Site**

[Direct to Show Shipping Label](#)

**Aug. 7**

**Update Your Directory  
Listing**

[Exhibitor Console](#)

**Aug. 16**

**Colorado CC  
Exhibitor Services  
Electrical**

[Order Form](#)  
[Order Online](#)

#### Exhibitor Checklist

[Submit  
Certificate of  
Insurance](#)

[Coordinate Hotel  
& Travel](#)

[Submit Hanging  
Sign for approval  
\(if applicable\)](#)

[Submit EAC  
Designation form  
\(if applicable\)  
deadline:  
August 4](#)

#### Once You Arrive

Pick Up Badge from  
Registration

Confirm Freight  
Delivery

Confirm Advance  
Orders

Place Onsite Orders if  
Needed

#### Optional Additional Services

[FedEx Business Center at  
Hyatt Regency Denver CC  
LB & Associates  
Models/Talent](#)

## Insurance

CEDIA EXPO 2023 and COMMERCIAL INTEGRATOR EXPO 2023 does not provide any type of insurance coverage for the property and/or personnel of exhibiting companies. Exhibitors must maintain insurance that meets the requirements below and provide proof to CEDIA EXPO 2023 and COMMERCIAL INTEGRATOR EXPO 2023 before the show.



Submit your insurance documents [ONLINE](#). Be sure the name of the attachment reflects the name of the insured exhibiting company.

An exhibitor shall, at their own expense, secure and maintain through the term of this contract, including move-in and move-out days, the insurance listed below. All such insurance shall be primary of any other valid and collectible insurance of the exhibitor and shall be written on an occurrence basis. Claims-made policies are not acceptable and do not constitute compliance with the exhibitor's obligations under this paragraph.

The following three types of insurance are required:

- **Workers' Compensation** insurance unless you are the sole proprietor. A sole proprietor is a business entity that is owned and run by one individual. If you have even one other person in the booth working with you, you will need worker's compensation coverage.
- **Comprehensive General Liability** insurance with limits not less than \$1,000,000 each occurrence, \$2,000,000 aggregate, combined single limit for bodily injury and property damage, including coverage for personal injury, contractual, and operation of mobile equipment, products, and liquor liability (if applicable).
- **Automobile Liability** insurance with limits not less than \$1,000,000 for each occurrence combined single limit for bodily injury and property damage, including coverage for owned, non-owned, and hired vehicles, including loading, and unloading operators. Auto coverage is only required if there is a vehicle in your booth or if you are using a designated loading/unloading area i.e., POV area.

Comprehensive General Liability and Automobile Liability insurance policies shall name as additional insured, Emerald, Colorado Convention Center, and Freeman. If requested, copies of additional insured endorsements, primary coverage endorsements, and complete copies of policies satisfactory to Emerald, shall be furnished to Emerald sixty (60) days before the first day of the event. Certified copies of the Certificates of Insurance or policies shall provide that they may not be canceled without a 30-day advance written notice to Emerald. [Upload COI & Exhibitor Info here.](#)

The following MUST be contained on the certificate: [DOWNLOAD A SAMPLE CERTIFICATE OF INSURANCE](#)

"Producer" – Name, Address, and Phone Number of the insurance carrier

"Insured" – Company Name, Address, Phone Number, and Booth Number

"Description of Special Items" – "EmeraldX, LLC, CEDIA EXPO 2023 and COMMERCIAL INTEGRATOR EXPO 2023, Freeman, Colorado Convention Center and each of its subsidiaries, affiliates, officers, employees, agents, and representatives" must be listed as additional insured for the dates August 31 – September 13, 2023.

### NEED GENERAL LIABILITY INSURANCE?

Marsh/Total Event Insurance offers General Liability Insurance for \$65 plus tax.

[Click here.](#)



### *Certificate Holder Information should be listed as:*

Derrick Nelloms

CEDIA EXPO 2023 and COMMERCIAL INTEGRATOR EXPO 2023

## REPORTING

In the event of damage or loss of property, or an accident or injury, it is your responsibility to contact your insurance broker or carrier immediately.

## BOOTH REGULATIONS

### Construction/Design

CEDIA EXPO 2023 and COMMERICAL INTEGRATOR EXPO 2023 is a “Cubic Content” show.

Booths must be constructed per the booth guidelines provided within this kit for the specific type of booth space being leased. Violations could result in a fine and/or loss of priority points. Any unfinished and/or exposed portion of an exhibit must be made presentable prior to show opening at the expense of the exhibitor. Any portion bordering another exhibitor’s space must have the backside of the exhibit finished in a neutral color and not incorporate any identification signs, lettering or graphics that would detract from the adjoining exhibit.

CEDIA EXPO 2023 and COMMERICAL INTEGRATOR EXPO 2023 is a “No Concrete” show.

All booths must order or supply their own floor covering that completely covers the cement floor within their contracted booth space.

#### Show Colors

Backwall and siderail Drape: **Black**

Aisle Carpet: **Tuxedo Black**

#### Hard Wall Booths

The Colorado Convention Center has the following requirements for hard wall booths:

- Certificates for flame resistance for booth walls and ceilings with fabric or plastic.
- Battery-operated smoke detectors on ceilings.
- Booths that are 750 square feet or greater shall have additional exits that open outward.
- Portable fire extinguishers required for booth 1,000 square feet or greater.

#### Standard Booth Equipment

##### Linear, Corner and Perimeter booths

- 8’ high pipe and drape back wall.
- 3’ high pipe and drape side rails.
- 7” x 44” booth identification sign with the company name and booth number.

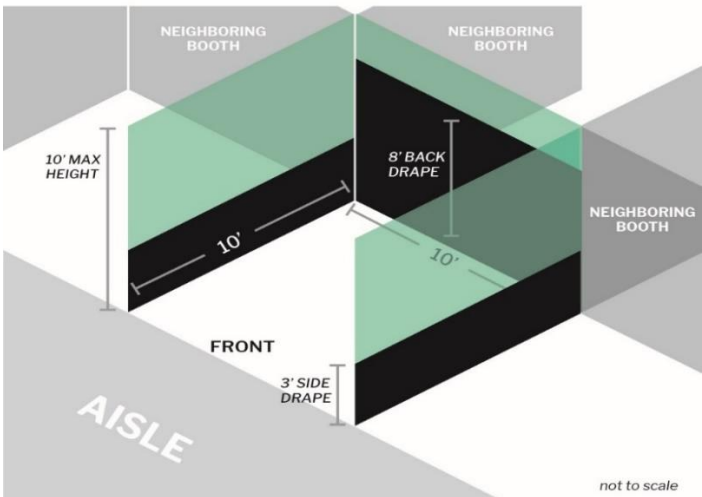
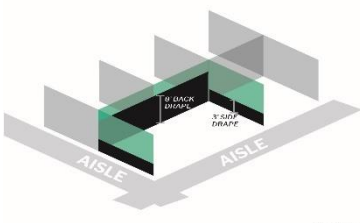
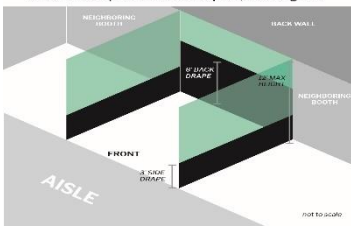

##### Split Island, Peninsula and End-Cap booths

- 8’ high pipe and drape back wall.
- 7” x 44” booth identification sign with the company name and booth number.


##### Island booths

- Island booths do not come with back drapes or ID signs. If desired, they may be ordered from Freeman.

## Inline Booth Guidelines


<p><b>Definition and/or Dimension</b>                  Linear booths, also called “inline” booths, are generally arranged in a straight line, and have neighboring exhibitors on their immediate right and left, leaving only one side exposed to the aisle.</p> <p>Linear &amp; Perimeter booths are commonly ten feet (10') deep and multiples of ten feet (10') wide, i.e., 10'x10', 10'x20', 10'x30', etc.</p>	<p style="text-align: center;"><b>INLINE BOOTH SPACE</b>                  10 X 10, cubic content, with provided drape, max height 10'</p> 	
<p><b>What's Provided / Included</b></p> <ul style="list-style-type: none"> <li>• 8' high pipe and drape back wall.</li> <li>• 3' high pipe and drape side rails.</li> <li>• 7"x44" booth identification sign with company name and booth number.</li> </ul> <p>Flooring is not provided but is required. All other equipment and services are the responsibility of the exhibitor.</p>	<p><b>Footprint Rule or “Wiggle Room” Factor</b>                  The width and depth of your booth structure should be designed so any side adjacent to another exhibitor’s booth is 3 inches less than the dimensions of your booth space. This is to allow space for the dividing drape and utility cables/hoses that must be run between booths.</p>	
<p><b>Linear Booth Use of Space – Cubic Content Rule:</b>                  Exhibitors may build their exhibit within the entire width and depth of their booth and up to the maximum allowable height of 10' for the linear booth type.</p>	<p><b>Exposed Surfaces</b>                  All exposed exhibit components extending above the 3' high pipe and drape sidewalls and/or the 8' high pipe and drape backwall must be completely finished, painted, and with no exposed wired or framing visible and <b>not incorporate any identification signs, lettering or graphics that would detract from the adjoining exhibit.</b></p>	
<p><b>Hanging Signs / Graphics</b>                  10'x10', 10'x20', 10'x30' - Linear/Inline booths are not permitted to have hanging signs.</p> <p>Signs, logos, and graphics placed along booth edges may not face into adjacent booths.</p>	<p><b>Linear / Inline Booth Variations:</b></p>	
<p><b>Corner</b> booths must adhere to the same guidelines as linear booths with the exception that two sides will be exposed to an aisle.</p>	<p><b>Perimeter</b> booths are linear booths that back up against a wall of the facility, not to another line of exhibits, and have a maximum height of twelve feet (12').</p>	<p><b>End-Cap</b> booths are exposed to an aisle on three sides and comprised of two adjacent 10'x10' booth spaces and must adhere to the same guidelines as linear booths.</p>
<p><b>CORNER BOOTH SPACE</b>                  aisles on 2 sides; cubic content w/ provided drape</p> 	<p><b>PERIMETER BOOTH SPACE</b>                  booth backs up to wall in event space, max height 12'</p> 	<p><b>END CAP PENINSULA BOOTH SPACE</b>                  cubic content, aisles on 3 sides</p> 

## Island Booth Guidelines

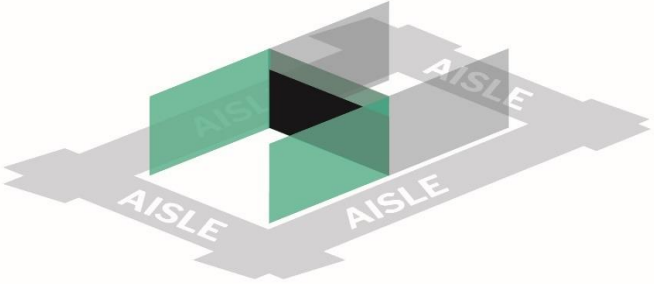
<p><b>Definition and/or Dimension</b> Island booths are any size booth exposed to an aisle on all four sides.</p> <p>Island booths are typically twenty feet (20') by twenty feet (20') or larger, although may be configured differently.</p>	<p style="text-align: center;"><b>ISLAND BOOTH SPACE</b> aisles on 4 sides</p>  <p style="text-align: right;"><small>not to scale</small></p>
<p><b>What's Provided / Included</b> Island booths do not come with drapes or ID signs.</p> <p>Flooring is not provided but is required. All other equipment and services are the responsibility of the exhibitor.</p>	
<p><b>Island Booth Use of Space – Cubic Content Rule:</b> The entire cubic content of the booth may be used up to the maximum allowable height of sixteen feet (16') from the floor to the top of the highest point of the booth structure.</p>	<p><b>Footprint Rule or “Wiggle Room” Factor</b> Since Island booths do not have any adjacent booths, the footprint rule is not applicable.</p>
<p><b>Covered Exhibits</b> A covered exhibit consists of a display fixture with something placed over or upon the exhibit (e.g., roof, ceiling, tenting, lattice, fabric, plastic) to cover the ground level and/or support decorative structures. The upper portion of a covered exhibit is not occupiable.</p> <p>Fire Extinguisher is required per 10x10 space. If you are using open flames in your booth, please e-mail Derrick Nelloms at <a href="mailto:Derrick.Nelloms@emerald.com">Derrick.Nelloms@emerald.com</a> to let him know what the flame is used for and what type of gas would be used. Your booth may be required to have a special event permit for pyrotechnics, lasers, open flame, or other special effects.</p>	<p><b>Multi-Level Exhibits</b> A Multi-story exhibit is a booth where the display fixture includes two or more levels. A multi-storied exhibit requires prior approval by the exhibit facility, and/or relevant local government agency, as well as Show Management because it is deemed to be a “structure” for building purposes.</p> <p>All Multi-Level and Covered exhibits require a plan that is signed, sealed (with official seal) and dated by a registered architect or engineer and a certificate of flame retardant materials submitted to Show Management and the facility at least sixty (60) days in advance of move-in.</p>
<p><b>Hanging Signs / Graphics</b> Hanging signs may be hung to a maximum of twenty-five feet (25') from the floor to the top of the sign.</p> <p>If a hanging sign is used, there must be an empty space that is a minimum of five feet (5') between the highest point of the ground supported structure and the lowest point of your hanging sign. The empty space must be continuous throughout the entire cubic feet of the booth.</p>	<p><b>Exposed Surfaces</b> All exposed exhibit components must be completely finished, painted, and with no exposed wires or framing visible. Show Management reserves the right to determine whether a wall is finished and may order draping of exposed sides at exhibitor’s expense.</p>



## Peninsula Booth Guidelines

<p><b>Definition and/or Dimension</b></p> <p>Peninsula booths are exposed to an aisle on three sides, comprised of a minimum of four booths, and typically back up to linear booths behind.</p> <p>Peninsula booths are usually twenty feet (20') by twenty feet (20') or larger.</p>	<p style="text-align: center;"><b>PENINSULA BOOTH SPACE</b> cubic content, aisles on 3 sides, with provided drape</p>  <p style="text-align: right;"><small>not to scale</small></p>
<p><b>What's Provided / Included</b></p> <ul style="list-style-type: none"> <li>• 8' high pipe and drape back wall.</li> <li>• 7" x 44" booth identification sign with the company name and booth number.</li> </ul> <p>Flooring is not provided but is required. All other equipment and services are the responsibility of the exhibitor.</p>	
<p><b>Peninsula Booth Use of Space – Cubic Content Rule:</b></p> <p>The entire cubic content of the booth may be used up to the maximum allowable height of sixteen feet (16') from the floor to the top of the highest point of the booth structure.</p>	<p><b>Footprint Rule or "Wiggle Room" Factor</b></p> <p>The width and depth of your booth structure should be designed so any side adjacent to another exhibitor's booth is 3 inches less than the dimensions of your booth space. This is to allow space for the dividing drape and utility cables/hoses that must be run between booths.</p>
<p><b>Covered Exhibits</b></p> <p>A covered exhibit consists of a display fixture with something placed over or upon the exhibit (e.g., roof, ceiling, tenting, lattice, fabric, plastic) to cover the ground level and/or support decorative structures. The upper portion of a covered exhibit is not occupiable.</p> <p>Fire Extinguisher is required per 10x10 space. If you are using open flames in your booth, please e-mail Derrick Nelloms at <a href="mailto:Derrick.Nelloms@emerald.com">Derrick.Nelloms@emerald.com</a> to let him know what the flame is used for and what type of gas would be used. Your booth may be required to have a special event permit for pyrotechnics, lasers, open flame, or other special effects.</p>	<p><b>Multi-Level Exhibits</b></p> <p>A Multi-story exhibit is a booth where the display fixture includes two or more levels. A multi-storied exhibit requires prior approval by the exhibit facility, and/or relevant local government agency, as well as Show Management because it is deemed to be a "structure" for building purposes.</p> <p>All Multi-Level and Covered exhibits require a plan that is signed, sealed (with official seal) and dated by a registered architect or engineer and a certificate of flame retardant materials submitted to Show Management and the facility at least sixty (60) days in advance.</p>
<p><b>Hanging Signs / Graphics</b></p> <p>Hanging signs may be hung to a maximum of twenty-five feet (25') from the floor to the top of the sign. Signs, logos, and graphics must be set back no less than five feet (5') from adjacent booths. This includes the side of a hanging sign that is facing adjacent booths.</p> <p><b>If a hanging sign is used, there must be an empty space that is a minimum of five feet (5') between the highest point of the ground supported structure and the lowest point of your hanging sign. The empty space must be continuous through the entire cubic feet of the booth.</b></p>	<p><b>Exposed Surfaces</b></p> <p>All exposed exhibit components must be finished, painted, and with no exposed wires or framing visible. Show management reserves the right to determine whether a wall is finished and may order draping of exposed sides at exhibitor's expense.</p>

## Split Island Booth Guidelines

<p><b>Definition and/or Dimension</b>                  Split Island booths are exposed to an aisle on three sides, comprised of a minimum of four booths, and typically back up to another island booth behind.</p> <p>Split Island booths are typically twenty feet (20') by twenty feet (20') or larger, although they may be configured differently.</p>	<p style="text-align: center;"><b>SPLIT ISLAND BOOTH SPACE</b> w/ provided drape</p>  <p style="text-align: right;"><small>not to scale</small></p>
<p><b>What's Provided / Included</b></p> <ul style="list-style-type: none"> <li>• 8' high pipe and drape back wall.</li> <li>• 7" x 44" booth identification sign with the company name and booth number.</li> </ul> <p>Flooring is not provided but is required.                  All other equipment and services are the responsibility of the exhibitor.</p>	
<p><b>Peninsula Booth Use of Space – Cubic Content Rule:</b>                  The entire cubic content of the booth may be used up to the maximum allowable height of sixteen feet (16') from the floor to the top of the highest point of the booth structure.</p>	<p><b>Footprint Rule or "Wiggle Room" Factor</b>                  The width and depth of your booth structure should be designed so any side adjacent to another exhibitor's booth is 3 inches less than the dimensions of your booth space. This is to allow space for the dividing drape and utility cables/hoses that must be run between booths.</p>
<p><b>Covered Exhibits</b>                  A covered exhibit consists of a display fixture with something placed over or upon the exhibit (e.g., roof, ceiling, tenting, lattice, fabric, plastic) to cover the ground level and/or support decorative structures. The upper portion of a covered exhibit is not occupiable.</p> <p>Fire Extinguisher is required per 10x10 space. If you are using open flames in your booth, please e-mail Derrick Nelloms at <a href="mailto:Derrick.Nelloms@emerald.com">Derrick.Nelloms@emerald.com</a> to let him know what the flame is used for and what type of gas would be used. Your booth may be required to have a special event permit for pyrotechnics, lasers, open flame, or other special effects.</p>	<p><b>Multi-Level Exhibits</b>                  A Multi-story exhibit is a booth where the display fixture includes two or more levels. A multi-storied exhibit requires prior approval by the exhibit facility, and/or relevant local government agency, as well as Show Management because it is deemed to be a "structure" for building purposes.</p> <p>All Multi-Level and Covered exhibits require a plan that is signed, sealed (with official seal) and dated by a registered architect or engineer and a certificate of flame retardant materials submitted to Show Management and the facility at least sixty (60) days in advance.</p>
<p><b>Hanging Signs /Graphics</b>                  Hanging signs may be hung to a maximum of twenty-five feet (25') from the floor to the top of the sign. Signs, logos, and graphics must be set back no less than five feet (5') from adjacent booths. This includes the side of a hanging sign that is facing adjacent booths.</p> <p style="color: red;">If a hanging sign is used, there must be an empty space that is a minimum of five feet (5') between the highest point of the ground supported structure and the lowest point of your hanging sign. The empty space must be continuous throughout the entire cubic feet of the booth.</p>	<p><b>Exposed Surfaces</b>                  All exposed exhibit components must be completely finished, painted, and with no exposed wires or framing visible. Show Management reserves the right to determine whether a wall is finished and may order draping of exposed sides at exhibitor's expense.</p>

## Two Story Booth Guidelines

### TWO STORY BOOTHS

Exhibitor must notify the Fire Marshal and Show Management by June 6, 2023, of booths with ceilings and second stories. If the exhibitor does not receive prior approval and does not meet necessary regulations, the exhibitor is risking potential of not having booth approved and will not be able to display.

It is **EXTREMELY IMPORTANT** to be in contact with the Fire Marshal in advance and have a structural engineering plan.

A stamped structural engineer plan and photo/diagram of the booth illustrating the layout of the booth and its design shall be submitted at least 90 days in advance (no later than June 6, 2023) in order to allow time for revision and possible changes. The plan shall require:

- A stamped drawing from a licensed structural engineer.
- Elevation and plot plan drawings shall show the upper and lower-level dimensions.
- Stair drawings/construction shall meet the Building Code regulations.
- All stairways shall be a minimum of three feet in width and shall be equipped with a handrail on at least one side. Stair drawings shall show width of stairs, rise, and run.
- Any second-story deck exceeding an occupant load of nine persons shall require a second exit stair.
- All booths shall have one stair exit directly to the outside of the booth. Stairs cannot exit into an enclosed room.
- Bottom of stairs shall have a landing before access to the aisles. Bottom of stairs cannot have a door which opens inward or into an aisle.
- Spiral stairways shall not be permitted.
- No ceilings allowed on the upper level.
- Materials used for decorations shall have documentation for flame resistance which is acceptable to the local Fire Rescue Department.
- One 2-A-10-B:C fire extinguisher shall be located on the upper level and one on lower level and shall be readily visible, accessible, and ready for use.
- All areas under multi-level booths shall be equipped with a battery-operated smoke detector attached to the ceiling understructure.
- One battery-operated smoke detector on the ceiling inside the storage room required.
- Vehicles shall not be displayed or parked under multi-level booths.
- Storage inside storage rooms and under booth shall be neat and orderly and shall be limited to a one-day supply.
- Flammable, combustible liquids and hazardous materials shall not be stored under or on upper levels of multi-level booths.
- Provide a brief description of activities being conducted on upper and lower levels.

Submit the floor plan and all required items listed above no later than June 6, 2023, to:

*Questions should be directed to:*

Derrick Nelloms

Emeraldx

[derrick.nelloms@emerald.com](mailto:derrick.nelloms@emerald.com)

### IMPORTANT

Exhibitors are cautioned when installing a display with a ceiling or second level to check with the local fire department to ensure that their display meets with the necessary fire safety precautions involving smoke alarms, fire extinguisher, and sprinkler systems.

## Ceiling and Canopy Requirements

Exhibitor must notify the Facility Manager and Show Management by July 9, 2023, of booths with ceilings. Detailed plans for any two-tiered exhibit must be submitted to Facility Management sixty (60) days prior to event, and written approval must be obtained prior to move-in. If exhibitor does not receive prior approval and does not meet necessary regulations, exhibitor is risking potential of not having booth approved and would not be able to display. It is **EXTREMELY IMPORTANT** to be in contact with Facility Manager and Show Management in advance and to get structural engineering plan approved.

1. Information on type of material for ceilings needed for review; cannot be a combustible or flammable material
2. Type of wall construction floor plan required
3. Rooms with a square footage greater than 725 square feet and an occupant load of 50 or more shall have two or more exit doors: exit doors shall swing outward in the direction of travel and be identified with exit signs
4. Rooms shall be located 20 feet from exhibit hall walls
5. Battery operated smoke detectors required on the ceiling
6. One 2A-10B:C fire extinguisher required
7. Storage/stock shall be stored at least 2 feet from ceiling
8. All rubbish/trash shall be removed from the room every day at the end of show hours
9. If possible, all electrical equipment should be shut off
10. Rooms shall be left unlocked after show hours for fire watch inspection

Submit the floor plan and all required items listed above no later than July 9, 2023, to:

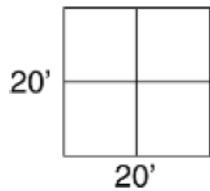
*Questions should be directed to:*

Derrick Nelloms

Emeraldx

[derrick.nelloms@emeraldx.com](mailto:derrick.nelloms@emeraldx.com)

## Hanging Signs Guidelines



**HANGING SIGNS ARE ONLY PERMITTED FOR SOUND ROOMS IN SOUND ROOM ROW AND IN BOOTHS THAT ARE A 20' X 20' ISLAND OR LARGER CONFIGURATION**

### **HANGING SIGN REGULATIONS**

Hanging signs are only permitted for Sound Rooms in Sound Room Row and Island booths 20x20 and larger where all sides of the booth are 20' or longer. Signs must stay within the footprint of the booth. The maximum height to hang a hanging sign is 25ft. Colorado Convention Center will not allow any signs over 25ft due to rigging ceiling height limitations. Refer to ceiling height limitations for more info. All hanging sign must be approved by Derrick Nelloms at [Derrick.Nelloms@emeraldx.com](mailto:Derrick.Nelloms@emeraldx.com).

**Hanging signs and graphics should be set directly over contracted space only.**

### **SIZE REGULATIONS ON SIGNS & BANNERS**

There are no size requirements for your hanging sign. Hanging signage must be set directly above your booth space and cannot be larger in width than your contracted space. Hanging signs cannot impede into an aisle or another exhibitor's space.

### **STRUCTURAL INTEGRITY**

All hanging signs must have drawings available for inspection by Show Management at all times. Drawings must include a signature or stamp of a structural engineer indicating reviewing that stress points for hanging the sign have been properly engineered. The signature of an authorized official of the exhibit building company is also required, indicating that the structure is built in compliance with the details and the specifications set forth on the drawings.

(NOTE: Exhibitors are encouraged to use lightweight materials in the construction of a hanging sign to eliminate excessive stress to the facility ceiling structure.)

### **APPROVAL PROCESS**

Due to the number of hanging signs on the show floor, CEDIA/ COMMERCIAL INTEGRATOR EXPO implements a hanging sign approval process. Hanging signs are only permitted for island booths in a **20x20 or larger configuration**. [CLICK HERE](#) to submit your information for hanging signs.

Please contact Derrick Nelloms at [Derrick.Nelloms@emeraldx.com](mailto:Derrick.Nelloms@emeraldx.com) to provide your hanging sign rendering and they will be able to put you in touch with Freeman for production and rigging information.

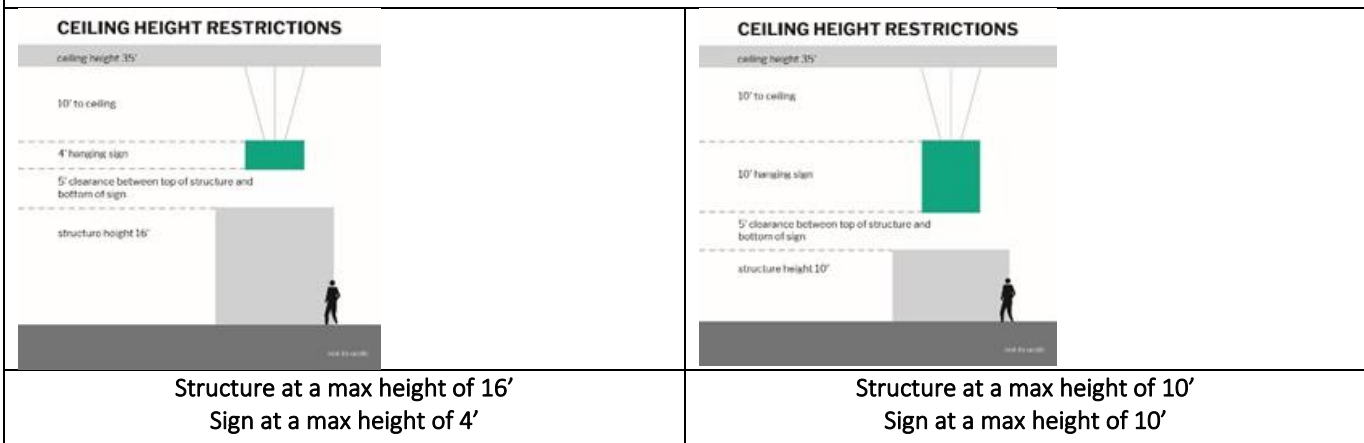
## Hanging Signs & Airborne Objects

Permitted in all Island, Split Island, and Peninsula booths that are 400 sq. ft. or larger. Endcap and linear booths do not qualify for hanging signs and graphics, regardless of size.

Hanging signs and graphics are permitted to be hung in all islands, split island, and peninsula booths to a maximum height of twenty-five feet (25') from the floor to the top of the hanging sign. All booth structures are permitted to be from the floor, a maximum of sixteen feet (16').

Island and split island booth structures that are sixteen feet (16') tall can have a hanging banner over their booth. **The hanging banner/graphic must have five feet (5') separation of air space between the booth and the banner/graphic.**

10'x10', 10'x20' or 10'x30' linear booths and 10'x10', 10'x20' or 10'x30' island booths are not permitted to have hanging signs and are not permitted to build about 10' high. 10'x20' booths that are opened on three to four sides are not considered island booths.



**Rigging Orders**  
 Freeman is the provider of all rigging equipment and services for all items 200 lbs. or more suspended over the exhibit space. This includes labor, trussing, chain motors, cables, span sets and all other rigging related equipment.  
 -Freeman will assemble, hang, and dismantle any items suspended from the suspended truss or anything Freeman [Hanging Sign Labor Order Form](#). You must also fill out the [Structural Integrity Form](#) & return to Freeman.  
 -Electrical service requirements to power motors must be ordered in advance through [Colorado CC Exhibitor Service](#).  
 -Electrical labor requirements to hang motors must be ordered in advance.  
 -Hanging signs should be shipped to the Advance Warehouse arriving between **August 2 and August 25**, using the [Hanging Sign Shipping Label](#). Plan to use two labels on each piece you will be shipping and use a waterproof marker to address the label and mark your booth number.

**Approval Process:**  
**Step 1:**  
 Please [click here](#) to submit your hanging sign for approval.  
**Step 2:**  
 Show Management will confirm submission and send you approval or decline.  
 If you have any problems submitting, please email hanging sign requests to:  
 Derrick Nelloms: [Derrick.Nelloms@emeraldtx.com](mailto:Derrick.Nelloms@emeraldtx.com)

## Drones

No drones, remotely piloted aircraft systems (RPAS), or Unmanned Aerial Vehicles (UAVs) are permitted in any exhibit hall or any CEDIA/ COMMERCIAL INTEGRATOR EXPO space.

## Lighting/Truss

- No lighting, fixtures, lighting trusses, or overhead lighting are allowed outside the boundaries of the exhibit space. Exhibitors intending to use hanging light systems should submit drawings to Show Management for approval.
- Lighting, including spotlights and gobos, should be directed to the inner confines of the exhibit space. Lighting should not project onto other exhibits or exhibition aisles.
- Lighting which is potentially harmful, such as lasers or ultraviolet lighting, should comply with facility rules and be approved by Show Management.
- Lighting that spins, rotates or pulsates and other specialized lighting effects should be in good taste and not interfere with neighboring exhibitors or otherwise detract from the general atmosphere of the exhibition.
- Currently, some facilities do not allow quartz halogen lighting fixtures in exhibits due to potential fire hazards. Check with Show Management for rules specific to the event facility.
- Droplights or special lighting devices must be hung at a level or positioned so as not to prove to be an irritant or distraction to neighboring exhibit booths or guests.
- Use of halogen rules vary by facility and should be verified prior to booth construction. To ensure safety, halogen lamps are limited to 75-watts and must be of the sealed variety which prevents direct handling of the bulb. The use of any stem mounted halogen or other fixtures employing either a linear quartz bulb or a non-shielded halogen bulb is strictly prohibited.

## Balloons or Inflatables

- The use of helium balloons smaller than 36 inches in diameter is not allowed.
- Smaller air-filled balloons may be used for decoration and/or handouts.
- Large helium-filled balloons, such as advertising balloons, may be used only if they are securely anchored to the exhibit. No helium balloons or blimps may be flown inside the building.
- Mylar balloons are not allowed anywhere on property.
- Helium gas cylinders for refilling must be secured in an upright position on safety stands with the regulators and gauges protected from damage. No overnight storage of helium or compressed air cylinders in the building are allowed.
- Balloons cannot be released out of doors due to airport flight patterns in the area. A cleaning fee will apply should the balloons be left on property after the event.

## Freight & Deliveries

**Warehouse Address - FREIGHT MUST BE DELIVERED BETWEEN Wednesday, August 2 – Friday, August 25, 2023**, to avoid a surcharge.

### Exhibiting Company Name / Booth #

CEDIA EXPO 2023 and COMMERCIAL INTERGRATOR EXPO 2023  
C/O Freeman  
4493 Florence Street  
Denver, CO 80238

**Direct To Show Site Address – MUST NOT BE DELIVERED PRIOR TO: Friday, September 1, 2023, at 8:00AM**

### Exhibiting Company Name / Booth #

CEDIA Expo 2023 and COMMERCIAL INTEGRATOR EXPO 2023  
Colorado Convention Center  
C/O Freeman  
700 14<sup>th</sup> Street  
Denver, CO 80202

[Targeted Move-In Floor Plan](#)



## Marshaling Yard

All carriers must check in at the Marshaling Yard prior to picking up at the Colorado Convention Center located at 6045 Lipan Street Denver, CO 80221. All carriers will be assigned a check-in number at the time of arrival. [Map and directions.](#)

## Targeted Freight Move-In Guidelines

**All Exhibitors have a Targeted Freight Move-In Date.** Determine your targeted freight move-in day by referring to the color-coded [Targeted Freight Move-In](#) Floorplan for your booth number.

- The targeted freight move-in schedule pertains only to freight arrival. It does not necessarily represent the day the exhibitor should start setting up. Exhibitors may move in once their freight has been delivered to their booth. We HIGHLY encourage you to ship to the advance warehouse.
- The targeted freight move-in date primarily applies to direct shipments. It is the day that exhibitors shipping direct to the convention center can have their shipments arrive. All delivery vehicles must check-in to the marshaling yard and await deployment to the convention center to be unloaded. The delivery of the direct shipments to the booth will depend on when the truck checks into the marshaling yard, what position in line the truck is in to be sent to the convention center for unloading, and how long it takes Freeman to unload the truck at the loading dock, log in all parts of the shipment and then deliver them to the booth. Due to the number of direct deliveries each day, this can take hours. Even though an exhibitor has a target time of 8:00 AM on a specific date, this does not mean the shipment can come directly to the convention center and get to the booth by 8:00 AM to start setting up. As a result, exhibitors should not schedule setup labor at their exact targeted freight time.
- The way that the target freight move-in date applies to advance shipments is that this is the day and time that Freeman guarantees that warehouse deliveries will be delivered to the booth by. In this scenario, if an exhibitor has a targeted freight time of 8:00 AM on a specific day and has shipped everything to the advance warehouse, they could order labor to start at 8:00 AM as their shipment will be at their booth. If there are concerns with the amount of time available to set up, we recommend shipping to the advance warehouse as this provides the maximum amount of set up time available.
- Exhibitors do not need to be present on their targeted freight day if they do not feel the need to be there. If an exhibitor is targeted with 4 days to setup but they only need 2 days, they only need to make sure any shipments sent directly to the convention center arrive on their target date. Any advance shipments will be placed at their booth by the target day. When exhibitors arrive to set up, their shipment will be at the booth, and they will be ready to begin working.
- Exhibitors wishing to request a revised targeted move-in date and time must complete and return the [Targeted Change Request Form](#) to Freeman. All target change requests must be authorized and approved by Freeman and revised target times will be communicated by email.

## Move-in/out Procedures



## Self-Unloading / Hand Carry Policy

Full-time exhibitor personnel shall have the right to unload personal vehicles and hand carry exhibit material provided:

- They utilize the unloading space designated by the service contractor and the facility.
- The vehicle is a Privately-Owned Vehicle (POV) and is no larger than a panel van.
- They do NOT use hand-trucks, pallet jacks, or 4-wheel dollies.
- They utilize no motorized lift equipment.
- The vehicle is NOT left unattended at any time and is removed once it has been unloaded.



## Privately Owned Vehicles (POV)

POV's are vehicles primarily designed for passenger use, such as a car, pickup, small mini-van, or SUV.

POV's are not closed body trucks with dual wheels, trucks, utility vans, or trailers pulled by another vehicle. Personal vans filled with exhibit materials will be required to utilize handling services provided by Freeman.

POV's can be unloaded and/or loaded by hand or apparel rack. Wheeled carts are not permitted.

A POV, or Privately Owned Vehicle, is any vehicle primarily designated to transport passengers and not cargo or freight. Qualifying vehicles include pick-up trucks, passenger van, SUV, taxi, or a box truck less than 17' in length.

## Truck Deliveries / Pick-up

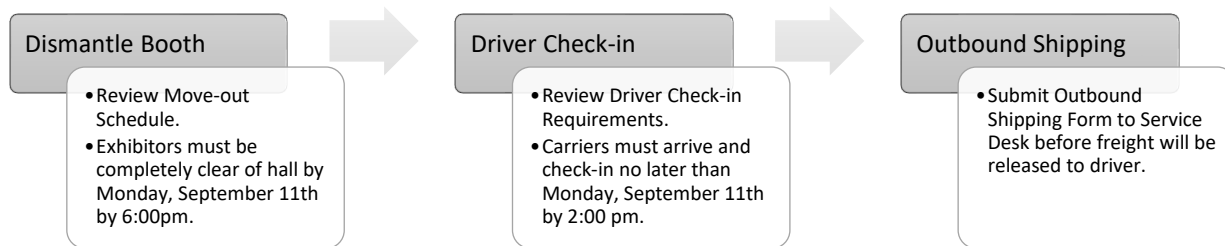
### Exhibitor Unloading

Freeman will handle and control the unloading and loading of all vehicles at the loading dock. For additional information, please refer to the Labor Jurisdictions located in the Freeman Information & Order Forms section.

Full-time exhibitor personnel shall have the right to unload personal vehicles and hand carry exhibit material provided:

- They utilize the unloading space designated by the service contractor and the facility.
- The vehicle is a Privately-Owned Vehicle (POV) and is no larger than a panel van.
- They do NOT use hand-trucks, pallet jacks, or 4-wheel dollies.
- They utilize no motorized lift equipment.
- The vehicle is NOT left unattended at any time and is removed once it has been unloaded.

## OUTBOUND SHIPPING



## Accessible Storage

Accessible storage service is available at show site for exhibitors to easily access their product samples and literature during show days only.

## INSTALL/DISMANTLE & LABOR REGULATIONS

- Materials for an exhibit display may not be delivered to the exhibition facility before the official move-in period.
- Under no circumstances will the delivery or removal of any exhibit or portion thereof be permitted during the exhibition without permission first being secured from Show Management.
- No displays may be dismantled prior to the official closing of the exhibition. Such activity will be considered a violation of these rules and regulations.
- All materials must be removed from the facility by the end of the official move-out period. (Official move-in, move-out, and exhibition dates and times may be subject to change. Show Management will notify exhibitor of official dates, times, and any changes.)
- Show Management reserves the right to assign specific days to exhibitor for delivery of equipment and/or display items.

## Forklifts

Due to liability concerns and/or labor jurisdictions, exhibitors, or their Exhibitor Appointed Contractors (EACs) may not operate any type of mechanical or powered equipment including forklifts, manual or electric pallet jacks, overhead lifts, etc.

**Tipping**

Tipping is expressly prohibited. This includes such practices as giving money, merchandise, or other special consideration for services rendered. Do not give coffee breaks other than mid-morning and mid-afternoon when the union has a 15-minute paid break. Meal breaks are one hour. Any attempt to solicit a gratuity by an employee for any service should be reported immediately to Freeman Exposition Services.

Employees of the exhibiting company may perform the below duties:

	Task	An Exhibitor Can	An Exhibitor Cannot
CONSTRUCTION	Use Power tools or other types of carpenter/construction equipment are not permitted in the building unless specific written approval is obtained in advance.	X	
	Ladders.	X	
	Paint.	X	
	Install & dismantle small, non-electric sign attached to booth by exhibitors full-time employees.	X	
FREIGHT	Move any freight by hand carry.	X	
	Move any freight from a vehicle larger than an Econoline/Sprinter van.		X
	Move freight using motorized devices or pallet jack.		X
ELECTRICAL	Plugin their own devices and equipment for properly ordered 110-volt electrical service of 1500 watts or less.	X	
	Plugin their own devices of 110 volt/ 1500 watts themselves.	X	
	Install light bulbs.	X	
	Install, assemble, or dismantle electrical hanging signs and truss.		X
MERCHANDISING	Test and tune equipment.	X	
	Unpack, pack, and arrange their merchandise and products in their exhibit.	X	
	Clean and wipe down their products and display merchandise and parts of their exhibit not installed by other <b>union</b> labor.	X	

**Building Rules/Guidelines**

It is strongly recommended that all exhibitors visit the [Colorado Convention Center](#) Planning guide. This page includes valuable information and documents to be downloaded with information that should be reviewed and understood for any topics relating to your booth.

**Safety**

**Fire Prevention Bureau**

Contact Fire Prevention Bureau Operations: 303-228-8013.

**FIRE CODE REQUIREMENTS FOR EXHIBITS AND SPECIAL EVENTS**

This section provides some of the basic regulations governing the operation of Exhibits and Special Events. If you have a question or concern, please contact the [Fire Prevention Bureau](#) office at 303-228-8013. [Basic Fire Code Regulations](#)

**Environmental Laws OSHA Regulations**

All exhibitors must be in compliance with environmental laws and OSHA regulations. To facilitate this compliance, the Organizer strongly urges all exhibitors who give samples of any chemicals, cleaners, or inks to include a Material Safety Data Sheet (MSDS) with each sample given.

### Clean Floor Policy

All crates and skids must be tagged and removed from the exhibit floor no later than **7:00 PM on Wednesday, September 6**. This will allow Freeman and the cleaning provider sufficient time to complete the laying of the aisle carpet and the overall cleaning of the exhibit hall as well as provide exhibitors the space to complete their booth set up by keeping aisles clear.

### Excessive/Bulk Trash

Any exhibitors promoting giveaways from their booths which generate additional trash are required to order porter service for their booth. Exhibitors who require porter service for their booths, but do not order it, will automatically be billed for this service. Any wooden crates or large containers left on the show floor (not labeled as empty storage) will be subject to an additional fee for dismantling and disposal.

### Booth & Material Abandonment

Exhibitors that leave excessive literature and/or display materials in their booth at the end of the published move-out time will be deemed to be guilty of "material abandonment". Any charges incurred on behalf of Show Management to remove the abandoned materials to ensure that Show Management can comply with the published move-out schedule of the facility as stated in their license agreement for the event will be billed to the exhibitor directly. Show Management and the facility will NOT be responsible for the recovery of abandoned materials that are left in an exhibitor's booth past the move-out dates/times as published in the Exhibitor Manual.

### Care of the Facility

- It is understood that exhibitors shall neither injure, nor mar, nor in any manner deface the premises.
- Exhibitors will not be permitted to drive nails, hooks, tacks, or screws into any part of the building, put up decorations or adhesives that would deface the premises.
- All curtains, draperies and decorations made from textiles of combustible fibers or other flammable materials must be flame proofed in the manner approved by all applicable jurisdictions.
- Exhibitor shall promptly pay for any and all damages to the facility, booth equipment or the property of others caused by the exhibitor or any of its employees, agent's contractors, or representatives.

### Exhibitor Appointed Contractor

CEDIA EXPO 2023 and COMMERCIAL INTEGRATOR EXPO 2023 recognizes that exhibitors may have unique needs or partnerships with vendors other than our official partners. Therefore, we support this choice if the Exhibitor Appointed Contractor (EAC) conforms to the show and venue Rules & Regulations and carries the required insurance coverage.

**An Exhibitor Appointed Contractor (EAC) is a company or contractor hired by the exhibitor, who is not an employee of your company or of an official show contractor.**



[EAC Management Portal](#)  
**DUE BY AUGUST 4**

Exhibitor Completes: [EAC Designation](#)  
which triggers an email to the EAC.

EAC Completes: [EAC Registration](#)  
[Pays Admin Fee](#)

EACs are often independent installation and dismantle companies but also include supervisors, technicians, photographers, audiovisual, floral, furniture, flooring, and any other contractors who aren't the official contractors of the show but provide a necessary service at show site for the exhibitor.

With the increasing number of EAC's, have come numerous added expenses. These expenses include legal costs resulting from increased liability claims, exhibit hall damage, excess cleaning charges, extra administration costs for wristbands, contracting, insurance tracking, etc. Rather than passing on these added costs to exhibitors, we have implemented an administrative fee payable by the EAC. Each EAC hired by an Exhibitor must agree to the Rules & Regulations and will be assessed a fee. An administrative fee of \$300 per booth location the EAC represents is required. The fee applies to all contractors regardless of the service they provide (labor, supervision, products, services, etc.).

To review the information on the [EAC process](#) follow the link.

EACs will NOT be allowed on the show floor unless all requirements are satisfied:

- EAC must complete all required documentation via the online portal.
- EAC must agree to the [EAC Rules & Regulations](#) along with the Rules & Regulations outlined in the Exhibitor Service Manual.
- EAC must pay an administrative fee for each booth you are providing services or products for. Payment will be submitted via the online EAC portal.
- EAC must submit a valid [Certificate of Insurance \(COI\)](#) with the required coverage via the online EAC portal.

Should you have any questions regarding the process, please email [CEDIA@eacmgmt.com](mailto:CEDIA@eacmgmt.com)

## Move-Out

### Exhibitor Move-Out Dates and Times

#### Move-out

Saturday, September 9, 2023	3:00 PM – 12:00 AM	Exhibitor Move-out
Sunday, September 10, 2023	6:00 AM – 12:00 AM	Exhibitor Move-out
Monday, September 11, 2023	6:00 AM – 6:00 PM	Exhibitor Move-out

### Dismantle & Move-out Information

Freeman will begin returning empty containers and skids as soon as the aisle carpet is removed from the floor. All exhibitor materials must be removed from the facility by Monday, September 11, 2023, at 6:00 PM. Any materials remaining in the hall will be rerouted or returned to Freeman's warehouse to await disposition at the exhibitor's expense.

### Post Show Paperwork & Labels

Freeman's Customer Service Representatives will gladly assist you in preparing your outbound shipping labels, outbound Material Handling Authorization paperwork, and outbound shipping in advance. You may find these forms included in this exhibitor services catalog. An email with links to an online portal will also be sent to the exhibitor contact on record for the booth. Labels and paperwork will also be available onsite. Make sure your carrier knows your company name and booth number.

### Outbound Shipping

It is the responsibility of each exhibitor to arrange for transportation of booth materials after the event. Freeman's Customer Service Representatives will be available preshow, during the show, and during move-out to assist you in arranging shipping through our official carrier Freeman does not provide UPS, FED-EX, or other carrier specific labels. Exhibitors must schedule pickups directly with all carriers as well as provide carrier specific shipping labels. Freeman Logistics. For peace of mind and easy setup, contact Freeman Logistics before the event for transportation services to and from the event.

### Pick Up Address

Colorado Convention Center  
700 14<sup>th</sup> Street  
Denver, CO 80202  
Phone: 303-228-8000

## UTILITIES

### Electrical & Internet Services

Electrical & telephone services are provided by Colorado Convention Center Exhibitor Services. [Click here](#) for ordering or call 303-228-8027.

Internet & Wifi services are provided by **Smart City**. [Click here](#) for ordering or call 303-228-8056.

## ONSITE BOOTH GUIDELINES

### Display

#### **Animals**

Permission for any domesticated animal (cats, dogs, etc.) to appear must be approved by Show Management then by the facility. Non-domesticated animals will be considered on an individual basis.

#### **BANNERS**

Ground-supported banners are permitted up to 12 ft. high and must be **single-sided** and cannot face into a neighboring exhibitor's booth space. All banners over 8' high **MUST** be installed by Freeman. This includes banners that are hung from telescopic rods. For additional information please contact Freeman. Note: **Hanging signs/banners that hang above your booth** are considered sponsorship and must be approved in advance by Show Management. Please refer to the Hanging Sign Guidelines within this manual.

#### **Booth Appearance**

All open or unfinished sides of the exhibit which may appear unsightly must be covered or Show Management will have them covered at the exhibitor's expense.

Any portion of the exhibit bordering another exhibitor's space must have the backside of the exhibit finished and not incorporate any identification signs, lettering, or graphics that would detract from the adjoining exhibit.

Exhibitors that do not properly cover the floor of their entire exhibit area will be required to have carpet supplied by the General Service Contractor at the exhibitor's expense.

#### **CARPET**

Carpet, or another type of floor covering, is **mandatory** for all booths. Booth carpet must extend to the aisle. If gaps exist, Freeman will install carpet at the exhibitor's expense.

#### **Display of Product**

Aisles must not be obstructed at any time. No portion of an exhibitor's display, product, or demonstration may extend into any aisle, including the audience. Space within the booth must be designated for any group of attendees viewing or participating in a presentation or demonstration within the booth.

Fog, smoke, and steam machines are not permitted.

Exhibitors are prohibited from possessing, displaying, or depicting any products or components in their booth which could be interpreted as being a promotion of another company.

No exhibit will be permitted which interferes with the use of other exhibits or impedes access to the aisles.

Items located in the exhibit space must be in good taste or will be removed at the discretion of Show Management.

#### **Exposed Areas Must Be Finished**

Floral All backwalls, sidewalls or any other exposed areas of the display must be draped or finished surfaces. No graphics, logos, or print facing into another booth is allowed.

The official provider of floral and plants is TLC National Convention Plant Services. Visit their [website](#) for more information or download the [order form](#).

## **Demonstrations**

### **Exhibitor Conduct /Good Neighbor Policy**

As a matter of safety and courtesy to others, exhibitors shall conduct sales presentations and product demonstrations in a manner which assures all exhibitor personnel and attendees are within the contracted exhibit space and not encroaching on the aisle or neighboring exhibits. It is the responsibility of each exhibitor to arrange displays, product presentations, audio visual presentations, and demonstration areas to ensure compliance. No activities should be planned, or products displayed in a manner that would require an audience to gather in the aisles. Show Management reserves the right to determine if a demonstration interferes with adjacent exhibit spaces and when it must be discontinued.

- Exhibitors must comply with local regulations regarding fire/safety and environment which must be adhered to. Special caution should be taken when demonstrating machinery or equipment that has moving parts, cooking equipment with an open flame, or any product that is otherwise potentially dangerous. Exhibitors should establish a minimum setback of 3 feet (.91 meters) and/or install hazard barriers as necessary to prevent accidental injury to spectators. Additionally, demonstrations should only be conducted by qualified personnel.
- Attention-getting devices, gimmicks and tactics that do not reflect favorably on the educational or business purpose of the show are prohibited. Exhibitors are encouraged to receive approval from Show Management for any activities in question prior to the show.

### **EXCESSIVE TRASH**

Any exhibitors promoting giveaways from their booths which generate additional trash are required to order porter service for their booth. Exhibitors who require porter service for their booths, but do not order it, will automatically be billed for this service. Any wooden crates or large containers left on the show floor (not labeled as empty storage) will be subject to an additional fee for dismantling and disposal.

### **Food & Beverage Sampling**

The facility's exclusive food and beverage vendor has a responsibility to strictly regulate any food and beverage activity. All food must be prepared and served from within the regulations of the city and county. Distribution of food and beverages:

- All business activities of the exhibitor at the event must be within the exhibitor's allotted space.
- Pre-packaged, single unit samples may be allowed to be distributed from an exhibitor's booth.
- Alcoholic sampling is not allowed by some facilities depending on local laws and type of event. Please check with the facility's exclusive food and beverage vendor to confirm.
- Popcorn, peanuts in the shell and cotton candy are NOT permitted on the show floor at any time and may not be distributed from any exhibit booth.

### **Hospitality & Networking Events**

No exhibitor, or any affiliate thereof, shall conduct any off-site activity during official event hours that would encourage attendees to leave the officially scheduled event activities.

Hospitality suites shall not be open during event hours. Meeting and hospitality rooms – only exhibiting companies will be permitted to have meeting rooms or hospitality/business suites at any of the official hotels or exhibit facilities.

Exhibitors must inform Show Management of any hospitality suites, functions, classes, seminars, or exhibits being held at venues other than the exhibition floor and must receive express written consent from Show Management for said activities prior to the show. Such activity must be for internal business or staff meetings. Exhibitors who are found to be in violation of outside activities rules and regulations will be subject to the loss of priority points.

Show Management strictly prohibits solicitation of business in any public areas occupied by the event, including public areas in conference hotels. Such solicitations are limited to badged individuals within registered booths in the exhibit hall only.

Companies who wish to host hospitality suites must apply in writing to Show Management using the form included in the Exhibitor Manual for permission and must agree that the suites not be open during any scheduled event. In addition, no exhibitor may hold any revenue-producing event, fundraising event, or event of any type targeted to the event attendees at

any time during event without the advance written approval of Show Management. If an activity is held without approval, Show Management reserves the right to exclude the exhibitor from future events.

### Models / Temporary Staffing

The official provider of models, hosts, and other talent is LB & Associates. Visit their [website](#) for more information or download the [information sheet](#).

### Noise / Music

In general, exhibitors may use sound equipment in their booths so long as the noise level does not, in the exclusive judgment of Show Management, disrupt the activities of neighboring exhibitors. Speakers and other sound devices should be positioned so as to direct sound into the booth rather than into the aisle.

Sound is not permitted to go over 80db's when measured from the aisle immediately in front of a booth.

Exhibitors should be aware that music played in their booths, whether live or recorded, may be subject to laws governing the use of copyrighted compositions. ASCAP, BMI, and SESAC are three authorized licensing organizations that collect copyright fees on behalf of composers and publishers of music. Show Management does not have a license with any licensing agencies; therefore, exhibitor is responsible for obtaining licensing directly. Adherence to these federally mandated copyright licensing laws is of critical importance.

### Raffles, Drawings, and Contests

Raffles, drawings, and contests, if permitted by law, are allowed in an exhibitor's booth but will be regulated by Show Management. Show Management reserves the right to limit the promotional activity anywhere on the exhibition floor as they see fit to ensure a professional and safe atmosphere. These activities include and are not limited to, handouts, contests, lotteries, promotional activities, entertainment, raffles, and drawings.

### Security Information

CEDIA EXPO 2023 and COMMERICAL INTEGRATOR EXPO 2023 Show Management makes every effort to protect exhibitors' merchandise and displays. Show Management will provide perimeter guard service on a 24-hour basis to include move-in, show days, and move-out. While Show Management will implement security measures to safeguard your property, neither Show Management, the Colorado Convention Center, agents nor employees assumes any responsibility for such property, loss, or theft.

Exhibitors are solely responsible for the care, custody, and control of their own exhibit space and material. Exhibitors should carry insurance for covering loss or damage to their exhibit material.

Small electronic equipment such as video players, monitors, cameras, etc., should never be left unattended. In cases where valuable equipment may not be removed to storage daily, the services of a private booth guard are available.

When shipping your equipment, do not list contents on the outside of crates or cartons. Do not ship computers, monitors, tablets, or other electronic equipment in the manufacturer's cartons. Place these cartons inside larger crates or have special packaging made, which does not indicate contents.

At the close of the show, when your materials have been packed and bills of lading have been prepared, turn in your completed bills of lading at the general service contractor's service desk. Do not leave bills of lading in your booth or attached to your crates.

#### *Tips To Help Protect Your Product*

- Monitor your booth when your product is being delivered.
- Hire a security guard to watch your booth overnight.



Review the Security Form for more information on booth guards. [ORDER FORM.](#)

**Email:**

[charmon@reliablesecurityllc.com](mailto:charmon@reliablesecurityllc.com)



- Perform an inventory after your product has been delivered and note any damages or missing items.
- Do not list the contents on the outside of your shipping crates/boxes. Use a code to indicate contents.
- After show hours cover your displays with a tarp or other solid material to discourage potential theft.
- Do not leave valuable exhibit materials or proprietary information under tables or behind displays when the show is closed, or your booth is unattended.
- Always staff your booth during show hours (required).
- Staff your booth until your product and/or the floor is cleared during move-out. Once the show has closed, pack as quickly as possible and do not leave your display unattended.

### Vehicles on Display and Trailered Exhibits

Exhibitors must notify Show Management by August 3, of any trailers or vehicles within exhibits. Freeman Exposition Services will assess a mobile spotting fee of \$172.50 round trip for each vehicle. Vehicles operated by exhibitors may be allowed on the exhibit hall floor if Freeman determines such activity to be operationally feasible and safe. All vehicles operated on the exhibit hall floor must be escorted by Freeman personnel. All local fire marshal rules and regulations apply. Please call Freeman Exposition Services customer service for details.

All vehicles must meet Fire Marshal approval for display and location. Vehicles on display must adhere to the following rules. Automobiles, trucks, tractors, and other vehicles may be displayed in exhibit halls only if approved by the Colorado Convention Center, under the following conditions:

- Fuel tanks shall contain no more than one-quarter tank or five (5) gallons of fuel, whichever is the least, with a locking gas cap or tape over the gas cap
- Battery cables must be disconnected from the ignition system, and keys for display vehicles must be held by a responsible person at the display location
- Floor plans must indicate where vehicles are to be located and vehicles shall not be moved during show hours
- A drip pan is required under the vehicle's drive train
- Refueling is prohibited in the facility
- Keys must be delivered to event security during show hours
- Vehicles shall not be moved during show hours

## REGISTRATION

### Staff Badges

Booth personnel may be registered online by logging in to your **CEDIA EXPO 2023 and COMMERCIAL INTEGRATOR EXPO 2023** [Exhibitor Console](#).

Exhibitors will need to pick up their badges onsite at registration upon arriving at the Colorado Convention Center. Exhibitors will not be allowed to pick up badges for anyone else and everyone must present photo I.D. when picking up their badge.

All exhibitor personnel must have and visibly wear their Exhibitor badge while in the exhibit hall during move-in, move-out and official show hours.

Each exhibiting company may register 10 staff members per 100 square foot space occupied at no charge. Additional exhibitor registrations are available for a fee. Buyers, customers, and exhibitor appointed contractor personnel should **not** be registered as exhibitors.

Badges are the property of Show Management and are non-transferable. The lending/sharing of badges is prohibited and will result in confiscation.

Exhibitor badges do NOT automatically receive access to conference sessions. If exhibiting staff desire to attend conference sessions, this can be added to their registration for a fee at Exhibitor Registration.

### Admission Policy

#### Children

Children under the age of 16 are not permitted on the exhibit floor.



## Early Appointments

Exhibitors with proper badges and/or the appropriate daily wristband are permitted 2 hours prior to open of show to the exhibit hall on show days.

## Guests

All guests must have and visibly wear their Guest badge while in the exhibit hall, sessions, or any function held by CEDIA/COMMERICAL INTERGRATOR EXPO during show hours.

## GETTING THERE

### Hotels

OnPeak is the shows official hotel agency and the best way to book. Hotel arrangements can be made online through the Hotel Accommodations page on the CEDIA EXPO 2023 and COMMERICAL INTEGRATOR EXPO 2023 [Book Your Hotel Page](#).

### Parking

For parking information, review the [Parking page](#) on the Colorado Convention Center website.

### Shuttles

Shuttle service will be provided by TMS shuttles. Please click CEDIA EXPO 2023 and COMMERICAL INTEGRATOR EXPO [2023 Hotel Map](#) for maps of the hotels as they are listed on the routes.

### Rideshare /Taxi

Taxis, Uber, and Lyft are drop-off and pick-up will be in designated areas.

### City Resources

#### LOCAL TRANSPORTATION

Public transportation is readily available and convenient when attending an event at the Colorado Convention Center. [Denver's Regional Transportation District \(RTD\)](#) offers eco-friendly transportation or Light Rail services within and around the City of Denver. RTD also offers easy, Affordable and reliable connections to and from the Denver International Airport [A Light Rail Line](#). Use the [RTD Trip Planner](#) to plan your route from Denver's Union Station to the Convention Center after connecting from the airport.

### Business Center

The UPS Business Center is located in the main concourse near Lobby F in the Colorado Convention Center. Services include copies, flyers, brochures, handouts and posters, computer workstations with printers, faxing, office supplies, notary, shipping, as well as wheelchairs and limited medical mobility scooter rentals. Visit [UPS Store website](#) for store hours and more.

720-749-3956 / [store6611@theupsstore.com](mailto:store6611@theupsstore.com)

## SPONSORSHIP OPPORTUNITIES

Find opportunities to maximize your exposure and brand presence to the entire CEDIA/ COMMERICAL INTERGRATOR EXPO audience by visiting the [Advertising & Sponsorship page](#) on the CEDIA/ COMMERICAL INTERGRATOR EXPO website.

## ONSITE EXHIBIT SPACE RENEWALS

An onsite Sales Office will be in operation during show days. Please make sure to come by at your scheduled time to select your booth and sign up for future CEDIA/ COMMERICAL INTERGRATOR EXPO events and sponsorship opportunities.

## MEDIA

### Photography/Video Recording

- Photography and video recording are NOT permitted in the exhibit hall except by the Official Show Photographer, , [Eklund Photography](#), 303-249-2672, or an approved Exhibitor Appointed Photographer.
- Exhibitors and/or approved Exhibitor Appointed Contractors may photograph or record their own exhibits during show days ONLY.
- Photography or video recording of any area outside an exhibitor's booth (including but not limited to Registration Areas, Keynote Sessions, Conference Sessions, and Meeting Rooms) is prohibited.
- If planning to use an approved Exhibitor Appointed Photographer, please complete and submit the online Photographer Approval Form found in your CEDIA/ COMMERCIAL INTEGRATOR EXPO Connect in the Important Exhibitor Forms section. under Invoices and Logistics.
- Members of the press must first receive permission from the exhibitor to photograph the exhibitor's booth.